

Precious Lord

(The Oakwood Aeolians)

Thomas A. Dorsey

Arr. Arnold Sevier
Transc. Fagner Sousa

$\text{♩} = 50$

Soprano
mp
Pre - cious Lord, take my hand, lead me on, let me stand.

Contralto
mp
Pre - cious Lord, take my hand, lead me on, let me stand.

Tenor
mp
Pre - cious Lord, take my hand, lead me on, let me stand.

Baixo
mp
Pre - cious Lord, take my hand, lead me on, let me stand.

10

S.
I am tired, I am weak, I am lone. Through the

C.
I am tired, I am weak, I am lone. Through the

T.
I am tired, I am weak, I am lone. Through the

B.
I am tired, I am weak, I am lone. Through the

S. *mf* storm, through the night, lead me on to the light. *mp* Take my

C. *mf* storm, through the night, lead me on to the light.

T. *mf* storm, through the night, lead me on to the light.

B. *mf* storm, through the night, lead me on to the light. *mp* Take my

S. hand, *sf* Lord, and lead me home.

C. *mp* Take my hand, *sf* Lord, and lead me home.

T. *mp* Take my hand, *sf* Lord, and lead me home.

B. hand, *sf* Lord, and lead me home.

A

34

S. *fp* > *fp* *mp*
When my way grows drear, pre - cious Lord lin - ger

C. *fp* > *fp* < *mp*
When my way grows drear, pre - cious Lord lin - ger

T. *fp* > *fp* < *mp*
When my way grows drear, pre - cious Lord lin - ger

B. *fp* > *fp* < *mp*
When my way grows drear, pre - cious Lord lin - ger

42

S. near. When my light is al - most gone.

C. near. When my light is al - most gone.

T. near. When my light is al - most gone.

B. near. When my light is al - most gone.

51 unis. div.

S. *f* At the ri-ver, *ff* Lord, I stand, guide my feet, and *mf* hold my

C. *f* At the ri-ver, *ff* Lord, I stand, guide my feet, and *mf* hold my

T. *f* ri-ver, *ff* Lord, I stand, guide my feet, and *mf* hold my

B. *f* ri-ver, *ff* Lord, I stand, guide my feet, and *mf* hold my

59

S. *mp* hand. Take my hand, Lord, and lead

C. *mp* hand. Take my hand, Lord, and lead

T. *mp* hand. Take my hand, Lord, and lead

B. *mp* hand. Take my hand, Lord, and lead

Musical score for Soprano (S.), Contralto (C.), Tenor (T.), and Bass (B.) parts, measures 64-67. The score is in a key with one flat (B-flat) and a common time signature. The lyrics are: "me home. Mmmm. Mmmm. Mmmm. Mmmm." The dynamics are: *p* (piano) for the first measure, *fp* (fortissimo piano) for the second measure, and *p* (piano) for the third measure. The Soprano part starts with a treble clef and a soprano line. The Contralto part starts with a treble clef and a contralto line. The Tenor part starts with a treble clef and a tenor line. The Bass part starts with a bass clef and a bass line. The lyrics are written below the notes. The dynamics are written below the notes.

THANK YOU

From The Brooklyn Tabernacle Choir LIVE - I AM REMINDED

4:30

Words and Music by
WALTER L. HAWKINS
Choral Arrangements by Carol Cymbala
Orchestrated by Bradley Knight

10 Medium R&B Gospel ♩=90

N.C. $\frac{A\flat}{E\flat}$ Cm7 Fm7 A \flat B \flat m7 $\frac{A\flat}{C}$ $\frac{B\flat m}{D\flat}$ $\frac{D\flat}{E\flat}$

Drum Fill *f* 1 2

A \flat maj9 Fm11 B \flat m9 $\frac{D\flat maj7}{E\flat}$ A \flat maj9 Fm11

mp 3 4 5

6 *SOLO, freely*
mp

Trag - e - dies are com - mon place, all

B \flat m9 $\frac{D\flat maj7}{E\flat}$ A \flat maj9 Fm11 B \flat m9 $\frac{D\flat maj7}{E\flat}$

f *mp* 8

9

kinds of dis - eas - es, — peo - ple are slip - ping a - way. E -

Abmaj9 Fm11 E13(#11) Ebm9 Gbmaj7
Ab Ab13(b9)
C

9 10

11

con - o - my's down; — peo - ple can't get e - nough pay. —

Dbmaj9 Bbm7 Bbm7
Ab G C7b9 C7(b9)

11 12 3

13

mf

As for — me, — all I can say is, —

Fm Bb13(#11) Dbm
Fb

13 14

15 *f*

"Thank you, Lord, for all You've done for

f 15 16

Ab Eb Cm7 Fm7 Ab Bbm7 Ab C Bbm Db Db Eb

17 *mp*

me." Yeah.

mp 17 18

Abmaj9 Fm11 Bbm9 Dbmaj7 Eb

11

19 *f* 19 20

Dbmaj9 C7#9 Fm11 Bbm7 Fm7 Dbmaj7 Eb

21 (SOLO)

Folks with - out homes, liv - ing out in the streets, and the

mp 21 22

Abmaj9 Fm11 Bbm9 Dbmaj7 Eb

23

drug hab - its some say — they just can't beat.

Abmaj9 Fm11 E13(#11) Ebm11 Gbmaj7 Ab C

23 24

25

Mug - gers and rob - bers, — no place seems to be safe. — But

Dbmaj9 Bbm7 Bbm7 Ab Bbm G C7b5 C7(b9)

25 26 3

mf

27

You've been my pro - tec - tion ev - e - ry step of the way. And I want to say, —

Fm Bb13(#11) Dbm Fb

27 28

29

f

12

— "Thank you, Lord, — for all — You've — done — for me." Yeah, —

f 29 30 (Drums) 3

Ab *Cm7* *Fm7* *Ab* *Bbm7* *Ab* *Bbm* *D_b* *Ab13*
E_b *C* *D_b* *E_b*

32

yeah, — yeah, — yeah. It could have been me out - doors —

CHOIR div.
f

Thank You, —

Ebm9

32 33

34

with no food and no clothes, or left a -

thank You, thank You, thank You,

$G\flat maj7$
 $A\flat$ $A\flat 9$ $D\flat maj9$ $B 13$

34 35 36

37

lone with - out a friend, or just an - oth - er

thank You, thank You,

$A\flat maj7$
 $B\flat$ $B\flat 9$

37 38

39

num - ber with a trag - ic end. But you did - n't see —

thank You, — thank You, — oh!

Bbm7
Eb *Eb7* *E9(b5)*

39 40

41

— fit to let none of these — things — be. — 'Cause ev - 'ry - day by Your

Thank You, — thank You, —

Ebm9 *Gbmaj7* *Ab* *Ab9*

41 42

43

pow - er You keep — on — keep - ing — me. — I want to say,

thank You, — thank You. —

Dbmaj7

Gb9

43 44

13

45

"Thank you, Lord, for all — You've — done — for me." Yeah, —

Thank You, Lord, for all You've done for me.

Ab Eb Cm7 Fm7 Ab Bbm7 Ab C Bbm Db Eb Ab N.C.

45 46 47

48

yeah, — yeah. — It could have been me out - doors

Thank You, —

Gbmaj7 Fm7 E13(#11) Ebm9

48 49

50

with no food — and no clothes, — or left a-

thank You, — thank You, — thank You, —

Gbmaj7 Ab Ab9 Dbmaj9 Db9 C9 B13

50 51 52

53

lone with - out a friend, or just an - oth - er

thank You, — thank You, —

Abmaj7
Bb

53

Bb9

54

(b)

55

num - ber with a trag - ic end. But you did - n't see

thank You, — thank You, — oh!

Bbm7
Eb

55

Eb7

56

E9(b5)

(b)

57

_____ fit to let none of these things _____ be. _____ 'Cause ev-'ry-day by Your

Thank You, _____ thank You, _____

Ebm11

Gbmaj7
Ab

Ab9

57 58 3 3

59

pow - er You keep _____ on _____ keep - ing _____ me. _____ Thank _____

thank You, _____ thank You. _____

Dbmaj9

Gb9

59 60

61

— You, — Lord, — for all — You've — done — for

Thank You, Lord, for all You've done for

A^{\flat}_2 $\text{Cm}7$ $\text{Fm}7$ A^{\flat} $\text{Bbm}7$ A^{\flat} Bbm D^{\flat}
 E^{\flat} C D^{\flat} E^{\flat}

61 62

63

me.?" Yeah, Thank You, Lord, for all —

me. Thank You, Lord, for all

$\text{Gbmaj}7$ $\text{Fm}7$ $\text{Ebm}7$ $\text{Dbmaj}7$ A^{\flat}_2 $\text{Bbm}7$ $\text{Dbm}6$ A^{\flat} $\text{Cm}7$ $\text{Fm}7$ A^{\flat} $\text{Bbm}7$
 C F^{\flat} E^{\flat}

63 64

14

65

— You've done for me. I wan-na say, —

You've done for me.

Ab C Bbm Db Eb Gbmaj7 Fm7 Ebm7 Dbmaj7 Ab2 C Bbm7 Dbm6 Fb

65 66

67

— "Thank You, Lord, for all You've done."

Thank You, Lord, for all You've done. I wan-na thank You for Your

Ab Eb Cm7 Fm7 Ab Bbm7 Ab C Bbm Db

67 68

69

love, thank You for Your pow - er, thank You for pro -

$A\flat$
G \flat $D\flat$
F
mf 69 70

71

SOLO

I wan - na thank You for Your
tec - tion ev - e - ry ho - ur. I wan - na thank You for Your

*Alternate notes have been provided for
Altos and Tenors in case of range issues*

$D\flat m$
F \flat $A\flat$
E \flat
71 72


73
love, thank You for Your pow - er, thank You for pro -

love, thank You for Your pow - er, thank You for pro -



Piano accompaniment for measures 73 and 74. The right hand plays chords and the left hand plays a simple bass line.


Ab
Gb
73
Db
F
74



Piano accompaniment for measures 73 and 74 with chord symbols: Ab/Gb and Db/F.


75 15
tec - tion ev - e - ry ho - ur. I wan - na thank You for Your

tec - tion ev - e - ry ho - ur.



Piano accompaniment for measures 75 and 76. The right hand plays chords and the left hand plays a bass line.

Dbm
Fb
75
Ab
Eb
76



Piano accompaniment for measures 75 and 76 with chord symbols: Dbm/Fb and Ab/Eb.

77

love, thank You for Your pow - er, thank You for pro -

Thank You, — thank You, —

Ab Gb Db F
77 3 78

79

tect - ing me ev - e - ry ho - ur, — ev - e - ry ho - ur, — Mer - cies new

thank You, — thank You, —

Dbm Fb Ab Eb
79 80

81

ev - 'ry mor - ning, ³mer-cies new ev - 'ry mor - ning, I wan-na say,

Thank You, — thank You, —

Ab Gb Db F

81 82

16

83

"Thank You, Lord, — thank You."

thank You, — thank You, — I wan-na thank You for Your

Dbm Fb Ab Eb

83 84

85

Thank You, — Je - sus. Thank You, — Lord. —

love, thank You for Your pow - er, thank You for pro -

Island feel $\Delta\flat$ $G\flat$ $D\flat$ F 85 86

87

I'm grate - ful, God, — I'm grate - ful, God. —

tec - tion ev - e - ry ho - ur. — I wan - na thank You for Your

$D\flat m$ $F\flat$ $\Delta\flat$ $E\flat$ 87 88 3

89

Thank You, Lord, thank You, Lord.

love, thank You for Your power, thank You for pro-

89 90

91

17

I wan-na thank You for Your

tec-tion ev-e-ry ho-ur.

91 92

93

— love, ³ thank You for Your pow - er, thank You for pro -

Thank You, — thank You, —

$A\flat$ $G\flat$ $D\flat$ F

93 94

95

tec - ting me ev - e - ry ho - ur. — You are so

thank You, — thank You. —


$D\flat m$ $F\flat$ $A\flat$ $E\flat$

95 96

97



awe - some, God. You are a - maz - ing. Thank You, _



Thank You, _ thank You, _

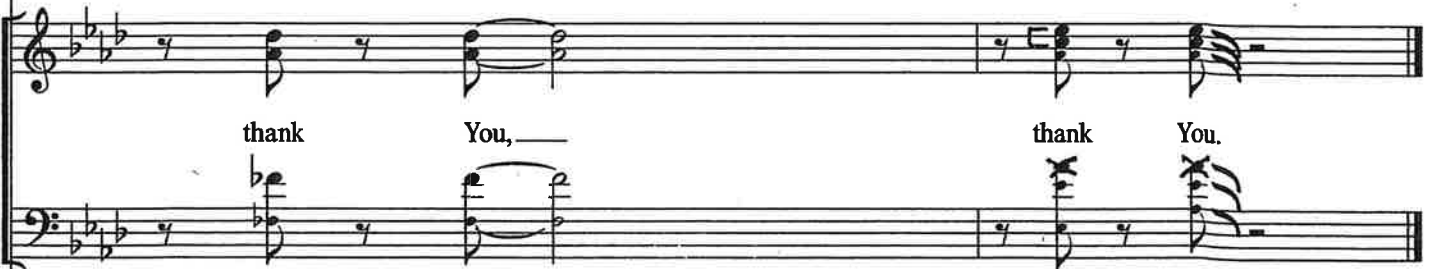


Ab Gb 97 Db F 98

99



Lord. I wan - na say, "Thank You."



thank You, _ thank You.



N.C. 99 100